



"Education through self-help is our motto" - Karmaveer

RAYAT SHIKSHAN SANSTHA'S

BALWANT COLLEGE, VITA

बळवंत कॉलेज, विटा

A/p- VITA -Tal.Khanapur, Dist. Sangli (M.S.) PIN- 415311

(Affiliated to SHIVAJI UNIVERSITY, KOLHAPUR)

☎ : (02347) Office : 299303

Resi. : 272096

Website : www.balwantcollege.edu.in

E-mail : balwantcollege_7207@yahoo.com

FOUNDER : Padmabhushan Dr. Karmaveer Bhaurao Patil, D.Litt.

■ **PRINCIPAL :**
Dr. More R.S.
M.A., M.Phil., Ph.D.

■ **NAAC : GRADE - A**
CGPA -3-11

■ **DST-FIST Funded**
College

■ **RUSA Funded**
College

■ **ISO. 9001:2015**
Certified

■ **Govt. Approval No.-**
Sr.- UKF.1563,
Dt.11-09-1963

■ **ZP Sangli C-11**
H.S.C. Code No. :
J 22.05.001

■ **Govt. Approval No.**
Jr.- HSC/1077/
64250/XX.XXI,
Dt.15-04-1977

Ref. No.

Date :



2.7 - Student Satisfaction Survey

Rayat Shikshan Sanstha's
Balwant College, Vita

Student Satisfaction Survey 2022-23

2.7. Student Satisfaction Survey Key Indicator

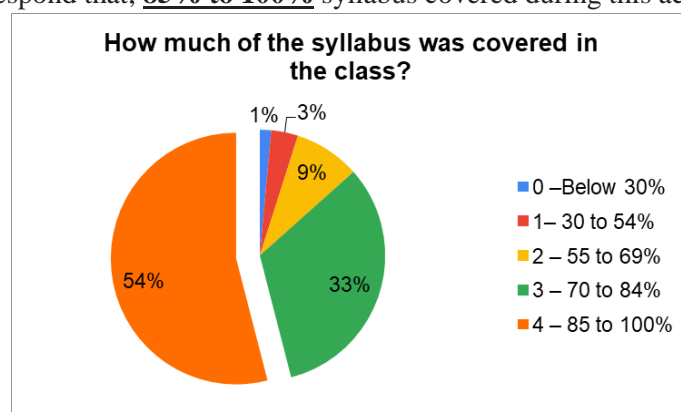
Under this survey we have collected 894 responses i.e. student feedback through Google form created using guideline. From this, we have collected general information of students as well as their responses to 21 various questions asked to know 'how our institution useful in student's development'. In this Google form, questions were asked about Teacher's performance, Institutional Facilities, Extracurricular Activity, etc. Some basic statistics of this survey is given below,

Gender ->	Female					Male					Male Total	Grand Total
Degree	Arts	Commerce	Professional	Science	Female Total	Arts	Commerce	Other	Professional	Science		
Bachelor's	64	132	8	246	450	57	119	2	4	144	326	776
Doctorate	2	0	0	0	2	0	0	0	0	0	0	2
Master's	16	1	0	5	22	7	3	0	1	9	20	42
Other	7	12	0	16	35	17	12	1	1	8	39	74
Grand Total	89	145	8	267	509	81	134	3	6	161	385	894

In this survey, there are 56.94% are female respondent & 43.06% are male. Out of these, most are undergraduate students with Arts, Commerce, Professional, Science & other subjects. Below is some analysis of this survey.

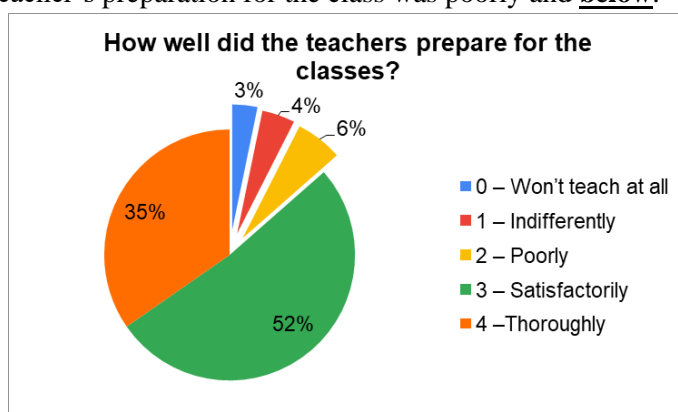
1. How much of the syllabus was covered in the class?

Only 54 % students respond that, **85% to 100%** syllabus covered during this academic year.



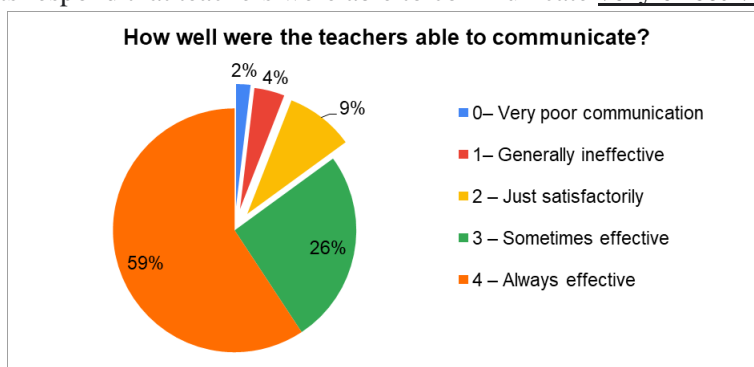
2. How well did the teachers prepare for the classes?

In this, there must be some improvement require in performance of teacher. About 14 % students suggested that, teacher's preparation for the class was poorly and **below**.



3. How well were the teachers able to communicate?

About 59 % students respond that teachers were able to communicate **very effectively** with students.



4. The teacher's approach to teaching can best be described as?

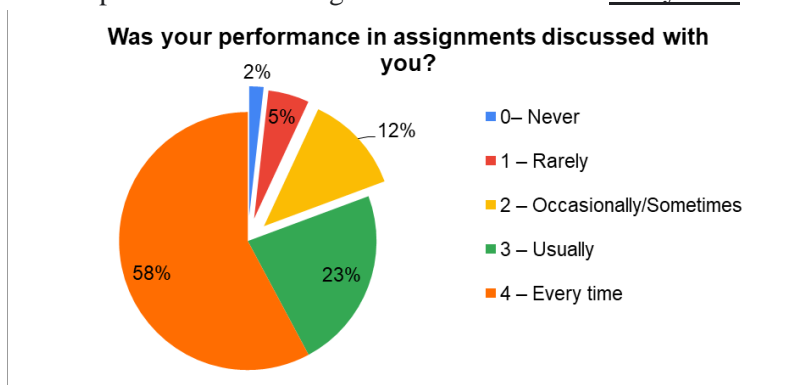
Here about 74 % students agree about teacher's approach to teaching was **very good and excellent**.

5. Fairness of the internal evaluation process by the teachers?

From this we conclude that there was fair internal evaluation process by the teacher.

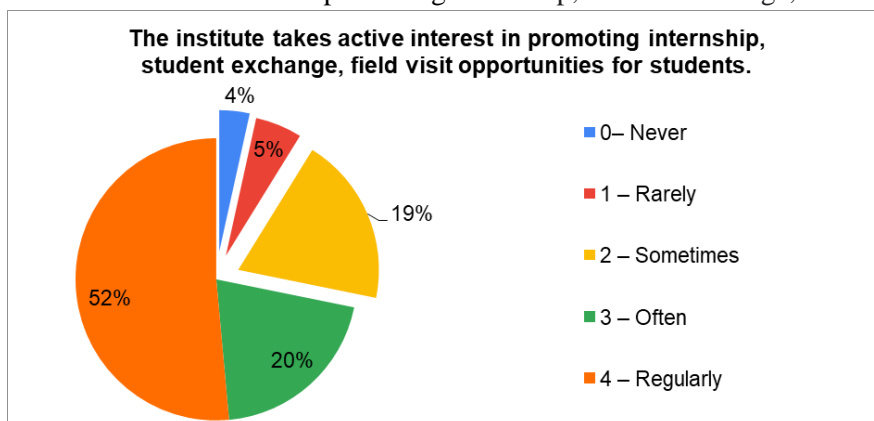
6. Was your performance in assignments discussed with you?

In this, we have seen that performance in assignments was discussed **every time** with students.



7. The institute takes active interest in promoting internship, student exchange, field visit opportunities for students?

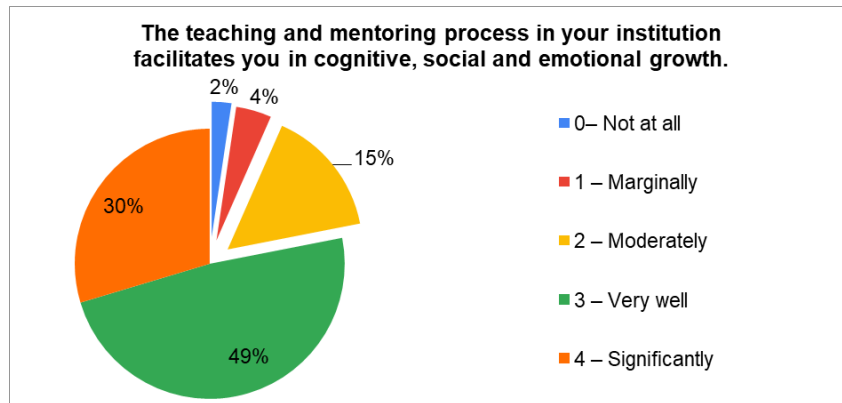
Here we seen that institute must focus on promoting internship, student exchange, field visit opportunities.



8. The teaching and mentoring process in your institution facilitates you in cognitive, social and emotional growth?

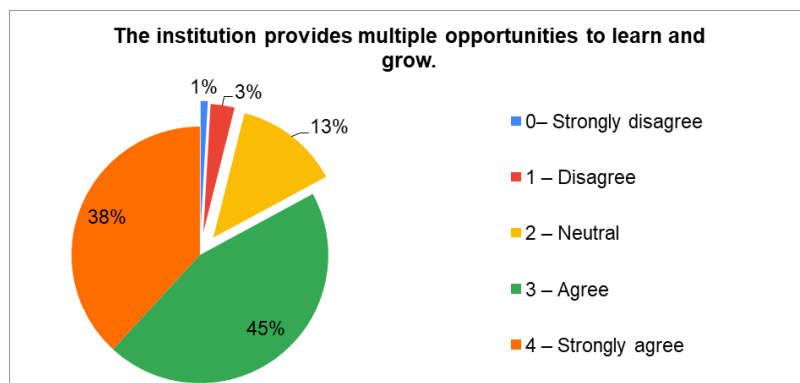
There must some improvement required under this chapter. About 49 % responses suggest that the teaching & mentoring process was **significant**.





9. The institution provides multiple opportunities to learn and grow?

Here about 45 % students are **strongly agreed** that institution provides multiple opportunities to learn and grow.



10. Teachers inform you about your expected competencies, course outcomes and programme outcomes?

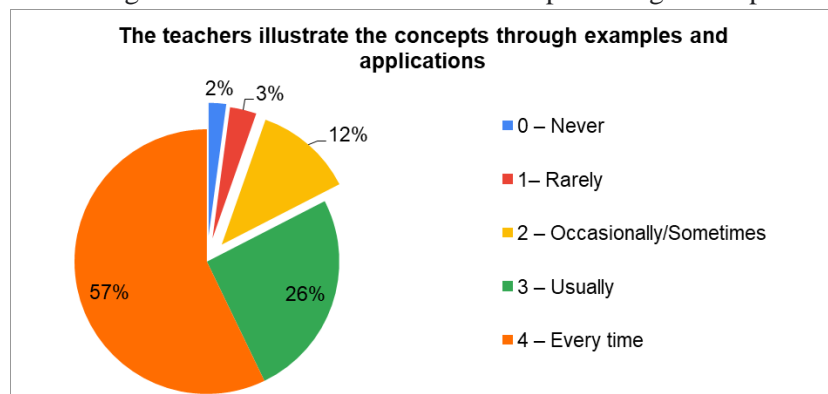
Here 58 % students told that teachers inform students about their competencies, course outcomes & programme outcomes.

11. Your mentor does a necessary follow-up with an assigned task to you?

About 49 % students respond that mentor did **every time** a necessary follow-up with an assigned task.

12. The teachers illustrate the concepts through examples and applications?

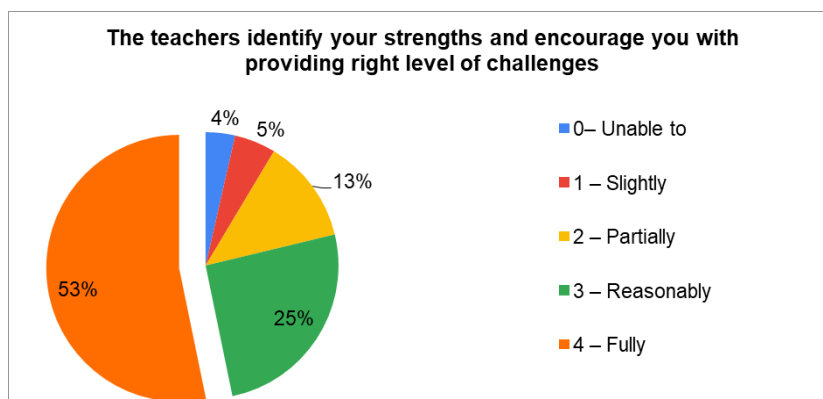
Here 57 % students thought that teachers illustrate the concepts through examples and applications



13. The teachers identify your strengths and encourage you with providing right level of challenges?

Here about 53 % students agree that teachers can **fully** identify strengths and encourage you with providing right level of challenges.



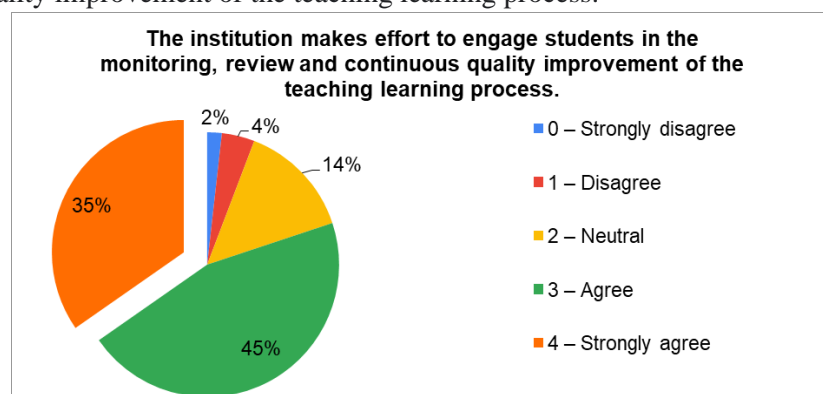


14. Teachers are able to identify your weaknesses and help you to overcome them?

About 51 % students suggest that teachers were able to identify students weaknesses and help them to overcome.

15. The institution makes effort to engage students in the monitoring, review and continuous quality improvement of the teaching learning process?

Only 35 % students agree that the institution makes effort to engage students in the monitoring, review and continuous quality improvement of the teaching learning process.

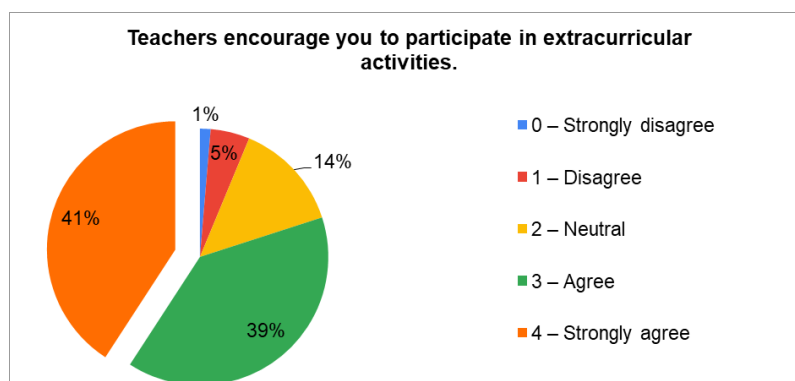


16. The institute/ teachers use student centric methods, such as experiential learning, participative learning and problem solving methodologies for enhancing learning experiences?

Here 44 % students feel that there was substantial use of student centric methods.

17. Teachers encourage you to participate in extracurricular activities?

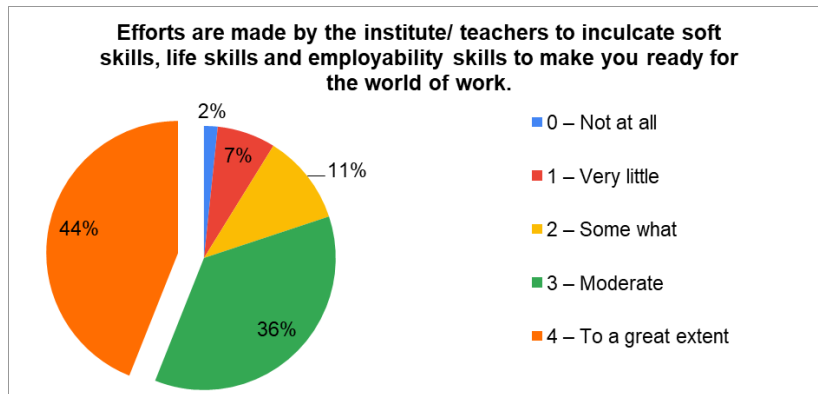
Here only 41 % students strongly agree that teachers encourage them to participate in extracurricular activities.



18. Efforts are made by the institute/ teachers to inculcate soft skills, life skills and employability skills to make you ready for the world of work?

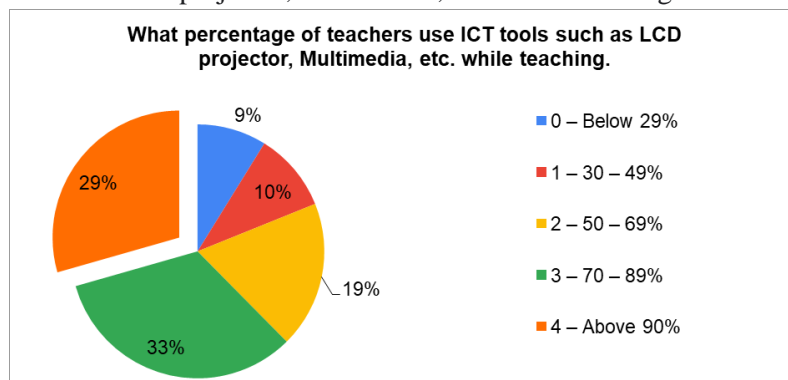
According to 53 % students, there were substantial effort made by institute / teacher in calculate skills to make students face challenges & competitions.





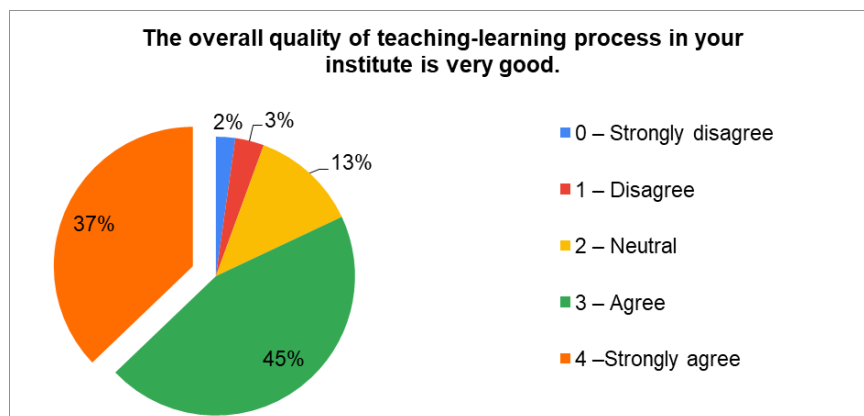
19. What percentage of teachers use ICT tools such as LCD projector, Multimedia, etc. while teaching?

We have seen that teacher must use tools such as LCD projector, Multimedia, etc. while teaching. There is **poor** use ICT tools such as LCD projector, Multimedia, etc. while teaching.



20. The overall quality of teaching-learning process in your institute is very good?

Only 37 % students **strongly agree** that, the quality of teaching-learning process in your institute is very good.

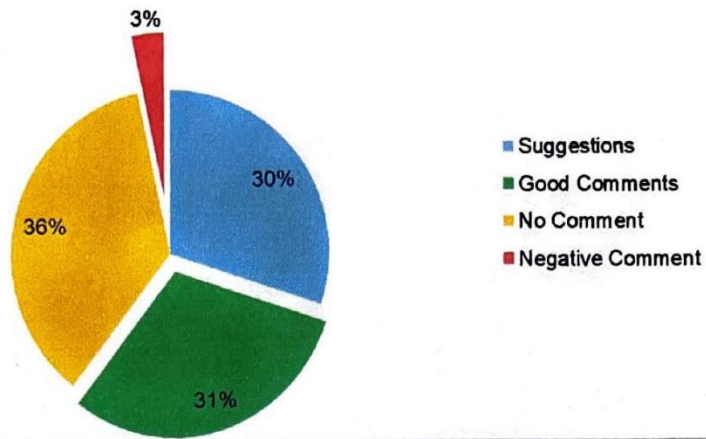


21. Give three observation / suggestions to improve the overall teaching learning experience in your institution.

Out of 849 responses 43 students made **no comments** about institution. Only **394** students said that the institution is **very good** & **393** students **made suggestions** to improve the teaching method, facilities provided by institution, security, campus interview, modern technique etc. Here **64** students give **negative comments** about experience in institution. Some comments are about girl's washroom, security, discontinuity, teaching method.




Give three observation / suggestions to improve the overall teaching – learning experience in your institution



Overall Performance:- By analyzing all this questions, We conclude that Institution has well campus, qualified teachers & some facilities but there must be improvement in teaching method, campus interview & modern technique. **The institute has overall better performance.**


Co-Ordinator
Internal Quality Assurance Cell
Balwant College,Vita.




PRINCIPAL
Balwant College, VITA
Dist. Sangli