



**International Journal of Biology, Pharmacy
and Allied Sciences (IJBPAS)**

'A Bridge Between Laboratory and Reader'

www.jibpas.com

Furfural condensation by using Zn-Mg-HT as solid base catalyst

KOMAL DHUMAL, SANCHITA DHUMAL, ANITA MALI, SHIVAJEE JADHAV*

PG and Research Department of Chemistry, Balwant College, Vita (Affiliated to Shivaji University, Kolhapur), Maharashtra, India

*Corresponding Author: E Mail: jshivaji007@gmail.com,

Received 19th July 2021; Revised 20th Aug. 2021; Accepted 29th Sept. 2021; Available online 1st Nov. 2021

<https://doi.org/10.31032/IJBPAS/2021/10.11.1001>

ABSTRACT

Hydrotalcite compounds like Zn-Mg-HT catalyst was prepared as by using the Co-precipitation route and characterized from a structural point of view, has helped the condensation of renewable resources. XRD analysis of synthesized catalyst represents the crystal quality of materials that helps to the reaction mechanism. The FESEM image shows the sheets like morphology of Zn-Mg-HT catalyst and the sheets of nanoparticles with average particle size of 40 nm. The reaction of renewable reactant to value added products as furfural: acetone mole ratio 1:10 was carried out, so as to form 4-(-2-furyl)-3-buten-2-on (FAc), 1, 4-pentadien-3-on-1,5 di-2-furanyl (F₂Ac) and 4-methylpent-3-en-2-on at 100°C. The reaction product (FAc), (F₂Ac), analyzed by using the GC-MS and confirms the mass of products.

Keywords: FESEM, FAc, F₂Ac, Zn-Mg-HT etc

INTRODUCTION

Recently, the hydrotalcite synthesis has devoted to study of the reaction development in the field of more clean, efficient fine-chemical production methods. This helps to leading catalytic processes into one-pot synthesis. Now a day's researchers have tremendous efforts in the field of sustainable improvement of condensation reaction products, as fuels and chemicals from renewable biomass [1]. In growing field of biomass, the hydrotalcite catalyst has been widely used in the field of cross aldol condensation as solid base catalyst [1,2]. Hydrotalcite (HT) is the one of the best mixed metal oxide and has widely used in the field of condensation reaction due to their basic characters [3]. The condensation reaction of furfural with acetone is a well-known and it proceeds in the presence of hydrotalcite catalysts [4,5]. The solid base catalysts are used for reaction because it has high selectivity, activity and conversion efficiency of reactants.

The solid base crystalline hydrotalcite materials have strong approach towards the catalytic reactions. The large number of hydrotalcite materials developed as Mg-Al-HT [4], Zn-Mg-HT. Present work developed on the basis of solid base catalyst in normal synthetic route. The cheap and easy synthesis routes are developed so as to convert furfural into the value added products. The researchers have attracting focus on the synthesis of hydrotalcite materials

as mixed metal oxides[2,7,8].

This paper emphasize on synthesis of advanced nanostructure, nanomaterials as hydrotalcite materials. The acceptable ability of catalyst with high conversion efficiency materials has a alternative route for large scale production of value added products in the green chemistry. The nanocrystalline catalyst synthesized by number of attempts to control, size, shape, crystal structure and composition of Zn-Mg-HT catalyst by co-precipitation method [9]. For high conversion of reactants into value added products, the reaction was studied with respect to reaction conditions. Further the Zn-Mg-HT material was characterized by the FESEM, and XRD.

In this investigation, furfural: acetone (1:10) condensation product was (F₂Ac), (F₂Ac) and 4-methylpent-3-en-2-on respectively. This reaction adapt environmental approach and hence a green reaction route. The Zn-Mg-HT catalyst can be reused and shows the reproducibility of results. The method of synthesis was simple and inexpensive.

Materials and methods

All the chemicals purchased from the reputed commercial brands like Avra synthesis, Sigma-Aldrich and S.D. Fine chemicals and used as without any further purification. The catalyst synthesis and reaction methodology are explained stepwise manner. The analysis of reaction mass and catalyst characterization takes place by using characterization techniques.

The synthesis of Zn-Mg-HT (Zn/Mg = 2.5) as: The reaction mixture of $\text{Zn}(\text{NO}_3)_2 \cdot 6\text{H}_2\text{O}$ (0.0885 mol) (Aldrich and (0.221 mol) and $\text{Mg}(\text{NO}_3)_2 \cdot 6\text{H}_2\text{O}$ (0.2213 mol) (Aldrich) was added in NaOH (0.7162 mol) and Na_2CO_3 (0.2084 mol) in a round-bottom flask. The reaction time was 2 h and reaction mixture was heated to 338 K for 15 h. Then filter the solution so as to obtain precipitate. Then neutralize the precipitate by washing of hot distilled water and dried at 353 K in oven.

In present experiments, 1-2 g of Zn-Mg-HT catalyst was added with the reaction mixture of acetone and furfural (furfural /acetone 1/10) composition. The temperature of reaction (autoclave) was ($T = 100^\circ\text{C}$), and kept constant. The product was confirmed with GC-MS.

RESULTS AND DISCUSSION

XRD

The XRD pattern of hydrotalcite materials provides information about the crystallinity of the Zn-Mg-HT catalyst. Fig. 1

provides the XRD patterns of the Zn-Mg-HT. The broad sharp peak with low intensity was detected in the range of $20-65^\circ$ in diffractograms of Zn-Mg-HT. These diffraction peaks at high 2θ denotes the presence of larger crystallites. The XRD data obtained for Zn-Mg-HT catalyst are in good agreement with good agreement with literature [5,10].

Each peak has been detected by Full Width Half Maximum (FWHM) for at specific 2θ degree.

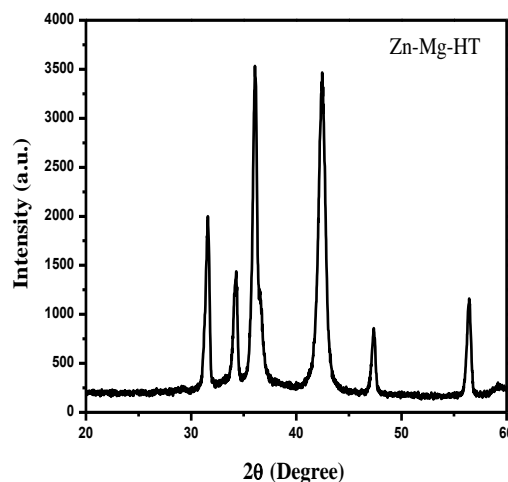


Figure 1: XRD patterns of the catalyst.

FESEM

The catalyst surface development and the nature of nanostructures with average size, morphology was scrutinized through FESEM. The Zn-Mg-HT image show the sheet like morphology as shown in Figure 2, and the sheets are composed of nanoparticles with average particle size of 40 nm. The 2 b shows the sheets connectivity and porous natures.




Figure 2: FESEM patterns of the catalyst.

GC-MS-Analysis

The condensation products of furfural/acetone reaction confirmed by GC-MS as (FAc), (F₂Ac) and 4-methylpent-3-en-2-on etc. Figure 3 shows the GC-MS spectra of reaction. The reaction pathways and the products confirmations with the reported reaction are well matched.

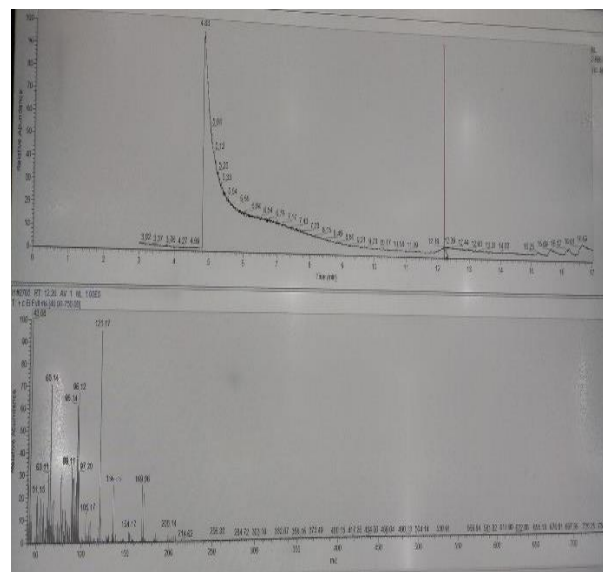


Figure 3: GC-MS Spectra of reported reaction.

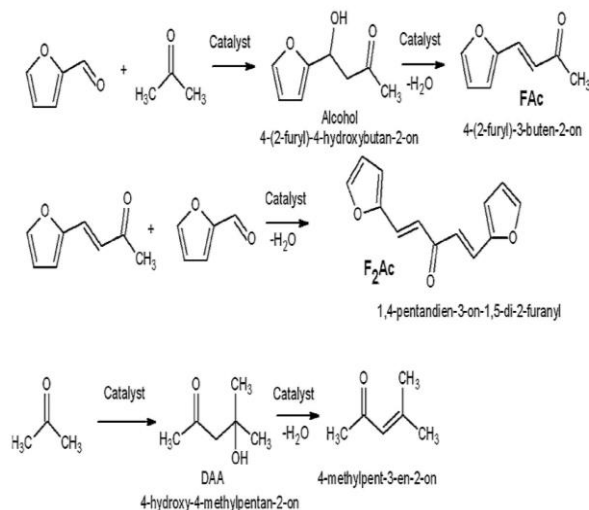


Fig 4 : Furfural condensation.

CONCLUSION

In conclusion, Zn-Mg-HT catalyst synthesized by using the co-precipitation method and has best outcome in the field of catalysis. The furfural condensation reaction product was good agreements with the standard reaction products. The reaction pathways and the products confirmations with GC- MS data and the reported reaction are well matched.

The hydrotalcite materials have widely applicability in the field of green chemistry and value added chemical synthesis. Zn-Mg-HT has capacity to produce industrially valuable chemicals.

ACKNOWLEDGEMENT

The authors are acknowledged to Balwant College, Vita for infra- structural support for this research.

REFERENCE

- [1] Oleg Kikhtyanina, Vendula Kelbichová, Dana Vitvarová, Martin Kubík 2014 Aldol condensation of furfural and acetone on zeolites *Catal. today* **227** 154–62.
- [2] Liang G, Wang A, Zhao X, Lei N and Zhang T 2016 levulinic acid and furfural in aqueous-phase over *Green Chem.* **18** 3430–8.
- [3] R. L. Frost, W. Martens, Z. Ding J T K and Centre 2003 Differential scanning calorimetry and high-resolution thermogravimetric analysis of synthesized hydrotalcites of Mg and Zn *R. J. of Thermal Anal. Calorim.* **71** 429–38.
- [4] Choudary B M, Kantam M L, Rao K K, Figueras F and Einstein A A 1999 Henry reactions catalysed by modified Mg – Al hydrotalcite : an efficient reusable solid base for selective synthesis of *Green Chem.* 187–90.
- [5] Smola L, Frolich K, Koc J, Kikhtyanin O and Libor C 2017 Surface Properties of Hydrotalcite-Based Zn (Mg) Al Oxides and Their Catalytic Activity in Aldol Condensation of Furfural with Acetone.
- [6] Xue W, Wang Z, Liang Y, Xu H and Liu L 2018 Promoting Role of Bismuth on Hydrotalcite- Supported Platinum Catalysts in Aqueous Phase Oxidation of Glycerol to Dihydroxyacetone 10–6.
- [7] Chye S, Loo J, Eva Æ Y, Ho S, Yin Æ F and Boey C 2008 Synthesis and hydrothermal treatment of nanostructured hydroxyapatite of controllable sizes 1389–97.
- [8] Hernández W Y, Aliç F and Voort P Van Der 2017 Tuning the acidic–basic properties by Zn-substitution in Mg–Al hydrotalcites

as optimal catalysts for the aldol condensation reaction *J. Mater. Sci.* **52** 628–42.

- [9] Zhou R, Cao Y, Yan S and Fan K 2002 Rare earth (Y , La , Ce) -promoted V-HMS mesoporous catalysts for oxidative dehydrogenation of propane **236** 103–11.
- [10] Nanostructured Mg / HAp Nanocomposite by High Frequency Induction Heat Sintering Process **7** 10698–710.